

# Chapter 5: Right of Way

## 5.1 At intersections:



In the following table you can see the right of way priorities between cars at intersections.

Signposted Intersections	Intersections without signposts
Signals which regulate right of way should be obeyed	Right of way rules apply
1 <b>O</b> fficers 2 <b>T</b> raffic <b>L</b> ights 3 <b>V</b> ertical <b>S</b> ignals 4 <b>L</b> ane <b>M</b> arkings <b>Trick: Only Tigers Like Very Small Lemon Machines</b> (bolded letters)	Exceptions: <ul style="list-style-type: none"> <li>• Paved roads have right of way over unpaved roads</li> <li>• Those who are on a roundabout have right of way over those trying to enter</li> <li>• Any road has right of way over its acceleration lane</li> <li>• Rail vehicles have right of way over other users</li> <li>• Priority vehicles in emergency service have right of way over other users</li> </ul>

## 5.2 Narrow sections:

In narrow sections, to find out which vehicle goes first:

- 1- Signals for the narrow section

My direction has priority	The other direction has priority
	

- 2- If there are no signals, whoever enters first
- 3- If it is not clear who entered first, whoever will have more difficulty manoeuvring should enter first. Look at the table:

Order of preference
1 Special vehicles providing special transport
2 Articulated vehicles and tractive units
3 Vehicles pulled by animals
4 Passenger Car with trailer up to 750kg and motorhomes/RVs
5 Collective passenger transport vehicles
6 Lorries/trucks, tractor-trailers and vans
7 Passenger cars and derivative of cars
8 Special vehicles that do not exceed the established mass, quadricycles and light quadricycles
9 Tricycles, motorcycles with sidecar and 3-wheel mopeds
10 Motorcycles, 2-wheel mopeds and bicycles

- 4- If vehicles are of the same type, whoever would have to reverse a greater distance
- 5- If both have to reverse the same distance, whoever has the greater width, weight or length

## 5.3 On gradients:

The vehicle ascending (going uphill) has right of way as a general rule, unless there is a lay-by.

## 5.4 Construction:

We should pay attention to the construction signals and signs given by workers on roadways under construction. Road markings that indicate road construction are yellow.





## 5.5 Other rights of way



### Pedestrians:

- In pedestrian crossings
- In pedestrian and residential areas
- In an intersection when the vehicle turns and there are pedestrians crossing the street
- Outside of a built-up area if travelling on the hard shoulder and a vehicle enters to cross it

	<p><b>Cyclists:</b></p> <ul style="list-style-type: none"> <li>• In cycle crossings</li> <li>• In bike lanes or bike paths</li> <li>• In an intersection when the vehicle turns and there is a cyclist crossing the street</li> <li>• Outside of a built-up area if travelling on the hard shoulder and a vehicle enters to cross it</li> <li>• When travelling in a group if the first has already begun crossing or entered the roundabout</li> </ul>
	<p><b>Animals:</b></p> <ul style="list-style-type: none"> <li>• In animal crossings, indicated as in the image</li> <li>• Outside of a built-up area if travelling on the hard shoulder and the vehicle enters to cross it</li> </ul>

## Vehicles in response to emergency situations

High-priority vehicles: police, fire service, ambulance and civil defence

- Will travel with both light and auditory signals or only light
- They are NOT required to follow traffic regulations (under their own responsibility) and they must always respect the orders of the agents
- You must facilitate their passing, moving away and even stopping

NON high-priority vehicles: private vehicles performing some urgent service

- Must comply with all traffic regulations. May signal using a handkerchief or short beeps with the horn.

## Emergency situations:

1. If you break down at a level crossing or drawbridge you should:

- Evacuate the occupants
- Signal the engineer and drivers about your situation
- Attempt to remove the vehicle quickly

2. In tunnels and underpasses:

a) In an emergency:

- Stop the engine, turn on emergency and position lights, place triangles
- Leave the vehicle and seek shelter or leave the tunnel

b) For traffic requirements (traffic jam):

- Stop the engine, turn on emergency and position lights
- DO NOT leave the vehicle

c) In a fire:

- Park vehicle on the right and turn off the engine
- Leave the keys in the ignition and doors open
- Leave the vehicle and seek shelter or leave the tunnel in the opposite direction to fire

Shahid  
Raja

Shahid  
Raja